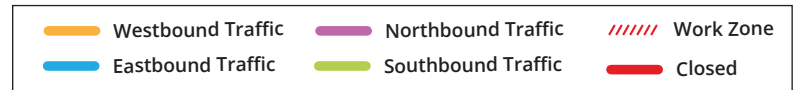
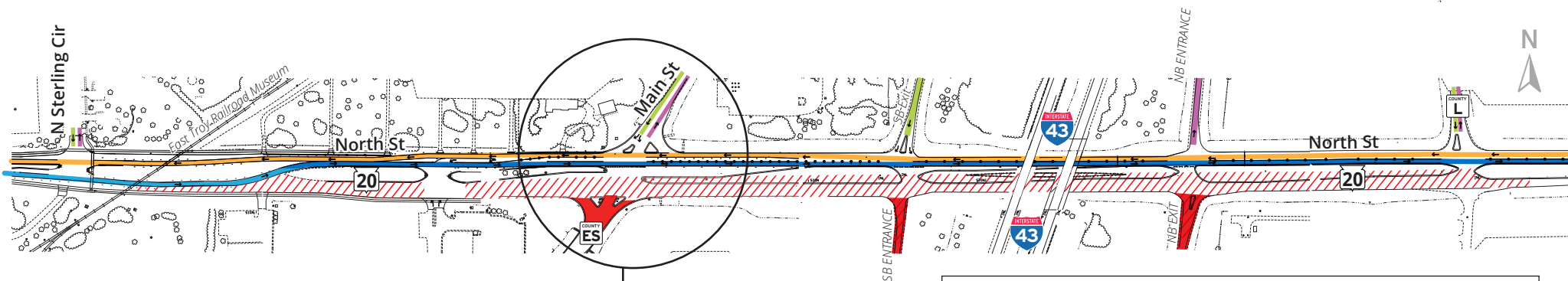


WIS 20 / COUNTY ES INTERSECTION (SOUTH LEG) TO CLOSE

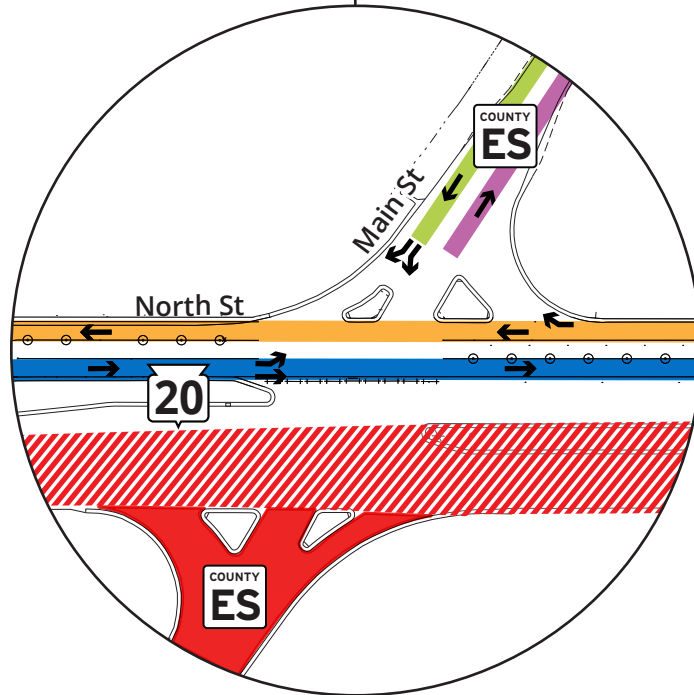


Contact Information:

If You have questions or would like more information about this project please contact:

Amy Taetsch
Project Manager
Wisconsin Department of Transportation
Southeast Region
(414) 750-4708
amy.taetsch@dot.wi.gov

Brad Bowe
Project Engineer
JT-Engineering
(414) 659-1544
bradb@jt-engineering.com



Beginning Wednesday, May 1st:

- The south leg of County ES (Main St) is scheduled to close for approximately 21-days.
- The work inside the closure will involve removing the existing roadway, placing rock for a foundation, installing curb and gutter, paving asphalt, and painting pavement markings to complete the area.
- The project team and contractors are working to accelerate the progress and reduce the closure time frame if possible.